



# Sciencewise and UK science engagement



*Helsinki*

*31 October 2014*












# What is Sciencewise?



## Ministerial departments

24

All live on GOV.UK

-  Attorney General's Office  
 Works with 4 agencies and public bodies [view all](#)
-  Cabinet Office  
 Works with 20 agencies and public bodies [view all](#)
-  Department for Business, Innovation & Skills  
 Works with 48 agencies and public bodies [view all](#)
-  Department for Communities and Local Government  
 Works with 11 agencies and public bodies [view all](#)
-  Department for Culture, Media & Sport  
 Works with 44 agencies and public bodies [view all](#)
-  Department for Education  
 Works with 9 agencies and public bodies [view all](#)
-  Department for Environment, Food & Rural Affairs  
 Works with 38 agencies and public bodies [view all](#)
-  Department for International Development  
 Works with 2 agencies and public bodies [view all](#)
-  Department for Transport



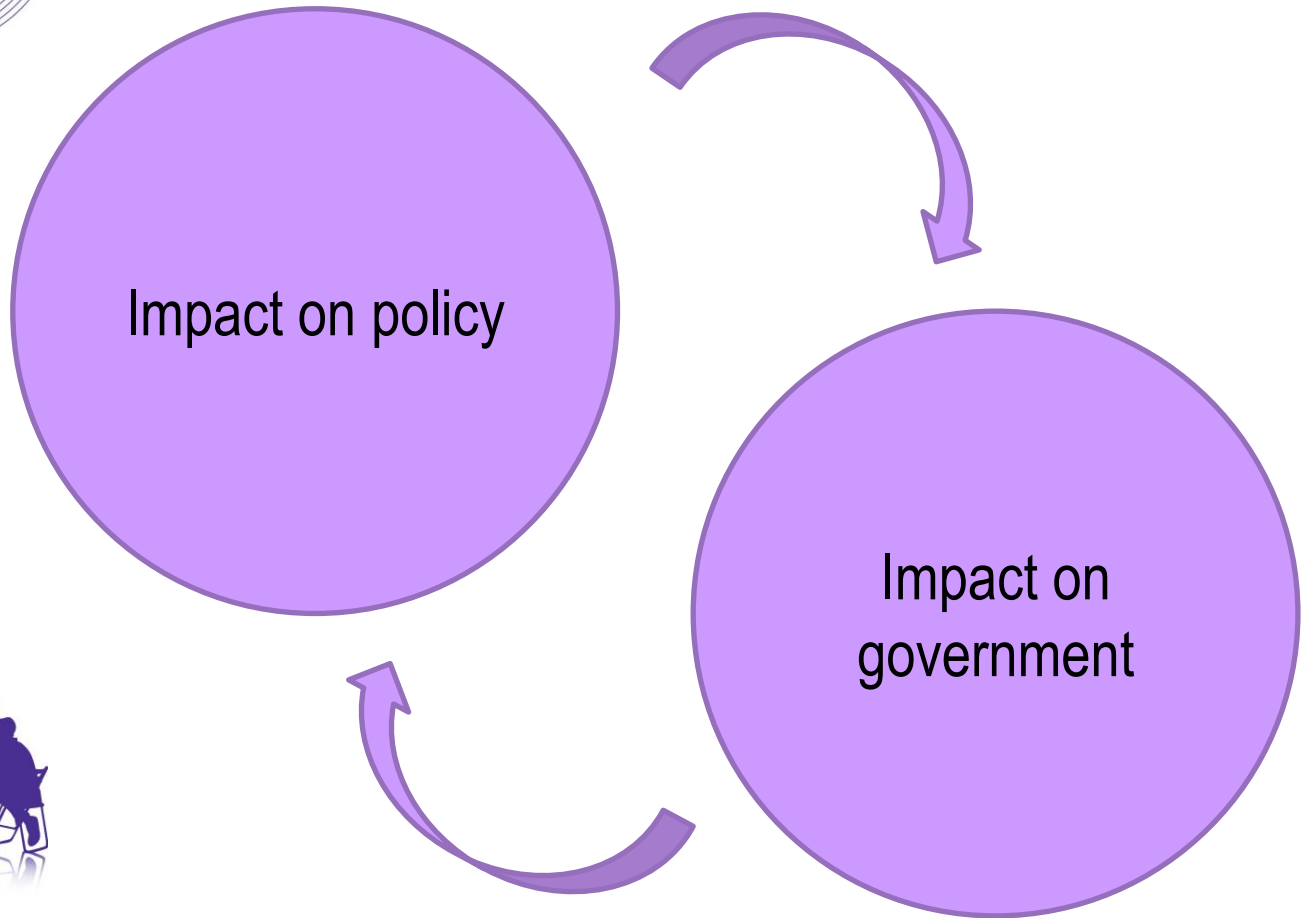


## Public Dialogue is -

- engaging with the public about ethical and societal issues in order to understand their views and concerns.
- about the policy makers being prepared to change their minds.
- about gathering public and different perspectives to help explore issues, aspirations and concerns as a part of the policy development process.
- helping policy makers make better policy decisions



# Sciencewise's impact





## Impact on government

- Builds confidence
- Builds capacity, skills and knowledge
- Brings new forms of public engagement
- Creating cross departmental networks





## Impact on policy

- Opens up potential for movement on controversial areas of policy
- Delivers significant cost savings
- Increases responsiveness and accountability of policy
- Supports behavior change



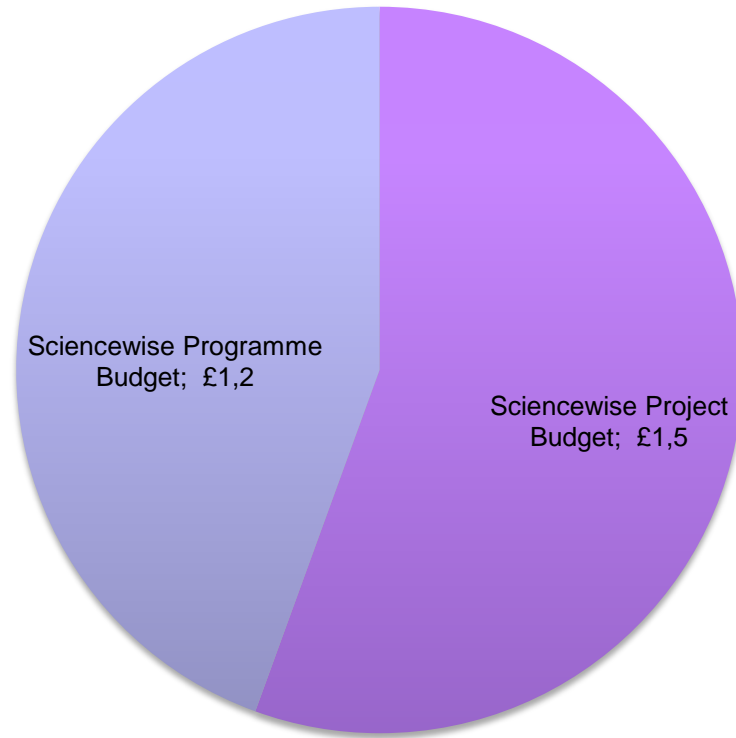


# Case Study: Human/Animal Chimeras



# Sciencewise Activities

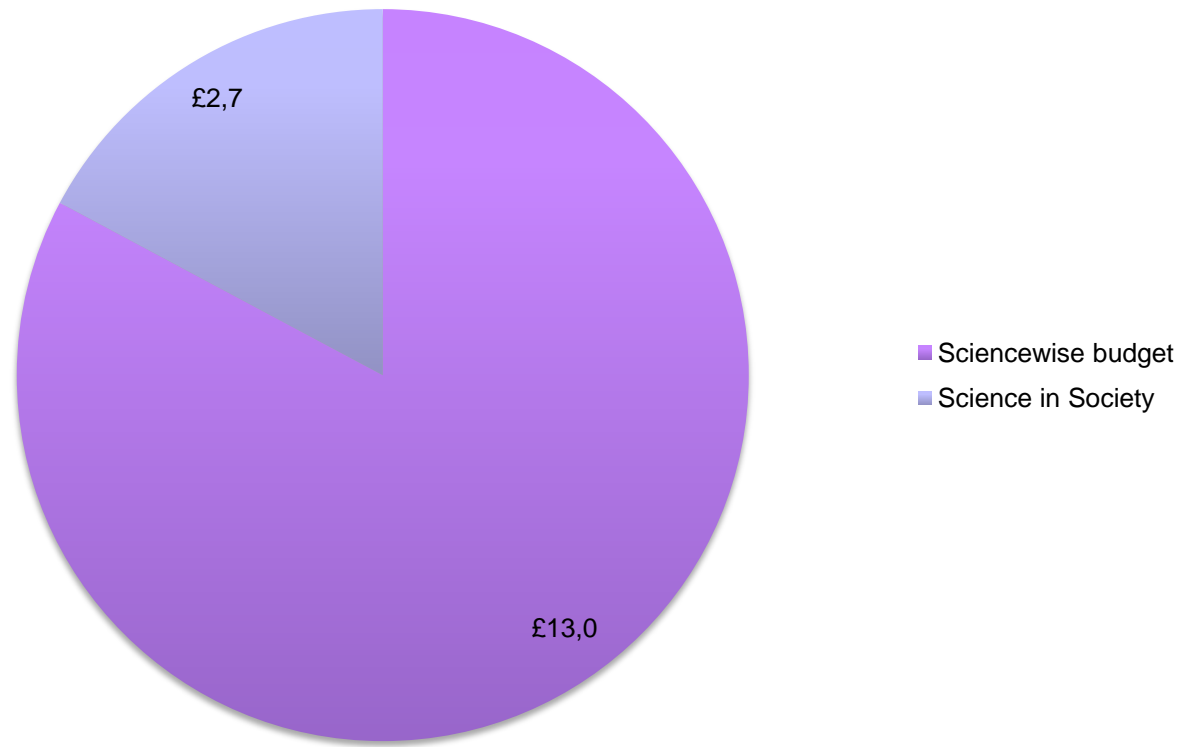
## Sciencewise Budget (m)





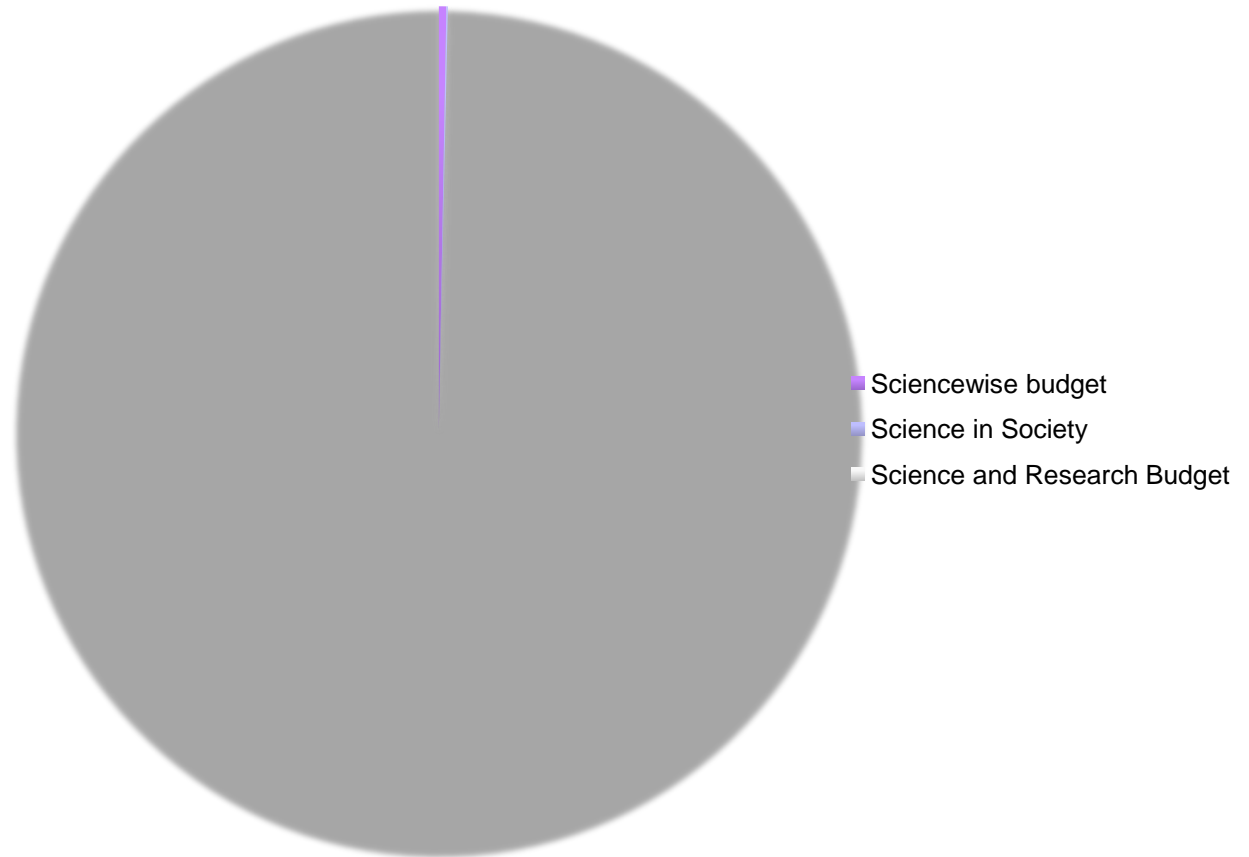
# I How does this compare?

## Science and Society Budget (m)



## II How does this compare?

### Science Research Budget (m)





# How can Sciencewise help?

- A library of social intelligence
- A sophisticated understanding of deliberative engagement processes
- Potential cost savings
- Co-funding for public dialogue.





# Sciencewise Resources

- Identification of key policy issues
- A peer-support network of individuals across Whitehall, NDPBs and agencies
- Access to a network of public and digital engagement specialists
- Reduced risks during and after public engagement processes
- Access to high-quality training and mentoring



# Evidence based policy

## Alliance for Useful Evidence

### What works Network

- collating existing evidence on how effective policy programmes and practices are
- producing high quality synthesis reports and systematic reviews in areas where they do not currently exist
- assessing how effective policies and practices are against an agreed set of outcomes
- sharing findings in an accessible way
- encouraging practitioners, commissioners and policy-makers to use these findings to inform their decisions



## What works Centres

- National Institute for Health and Care Excellence (NICE)
- Sutton Trust/Educational Endowment Foundation
- College of Policing What Works Centre for Crime Reduction
- Early Intervention Foundation
- What Works Centre for Local Economic Growth (hosted by LSE, Arup, Centre for Cities)
- Centre for Ageing Better
- What Works Centre for Wellbeing





# Engagement in Research

- Research Excellence framework (08-)
- National Coordinating Centre for Public Engagement (08-)
- Funding requirements from research councils





***"IF YOU THINK DIALOGUE IS  
EXPENSIVE, TRY CONFLICT"***





[www.sciencewise-erc.org.uk](http://www.sciencewise-erc.org.uk)



**Roland Jackson**

**Executive Chair**

[roland.jackson@sciencewise-erc.org.uk](mailto:roland.jackson@sciencewise-erc.org.uk)

07973 440724

**Simon Burall**

**Head of Dialogue**

[simon.burall@sciencewise-erc.org.uk](mailto:simon.burall@sciencewise-erc.org.uk)

07789 483 221